

Annex B: Plots of raw data and TDEV analysis

1 Measurements in OP start of the campaign

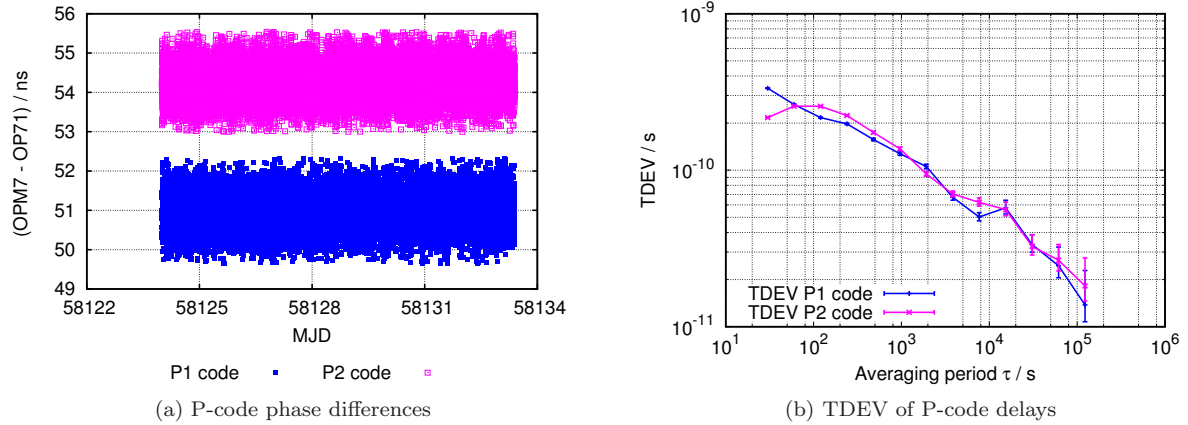


Figure 1: Relative calibration of OPM7 with respect to OP71 from MJD 58124 to 58133 in OP. The P-code phase differences (a) are built from RINEX files, in blue for P1, and in lilac for P2. Related TDEV (b) of P-code delays.

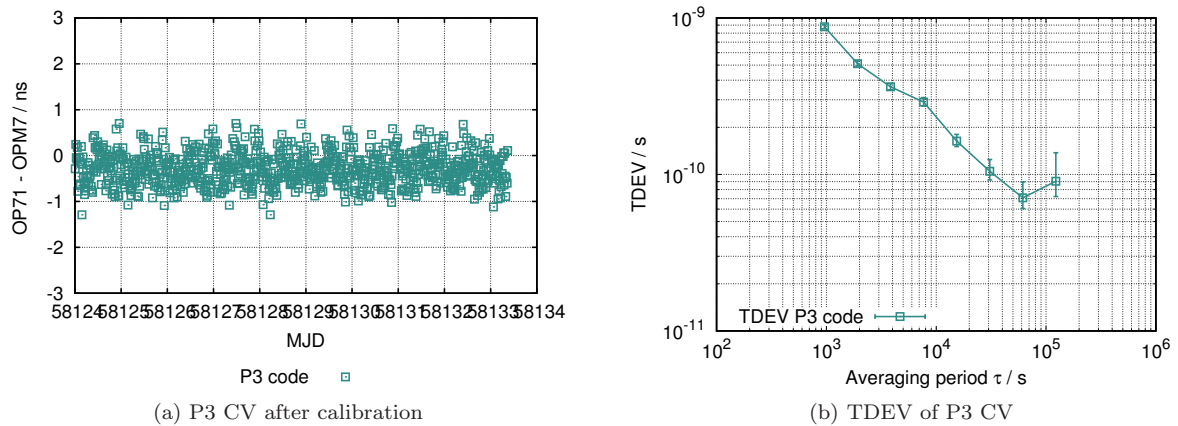


Figure 2: P3 CV time difference (a) of OPM7 with respect to OP71 from MJD 58124 to 58133 in OP. Related TDEV (b) of P3 CV.

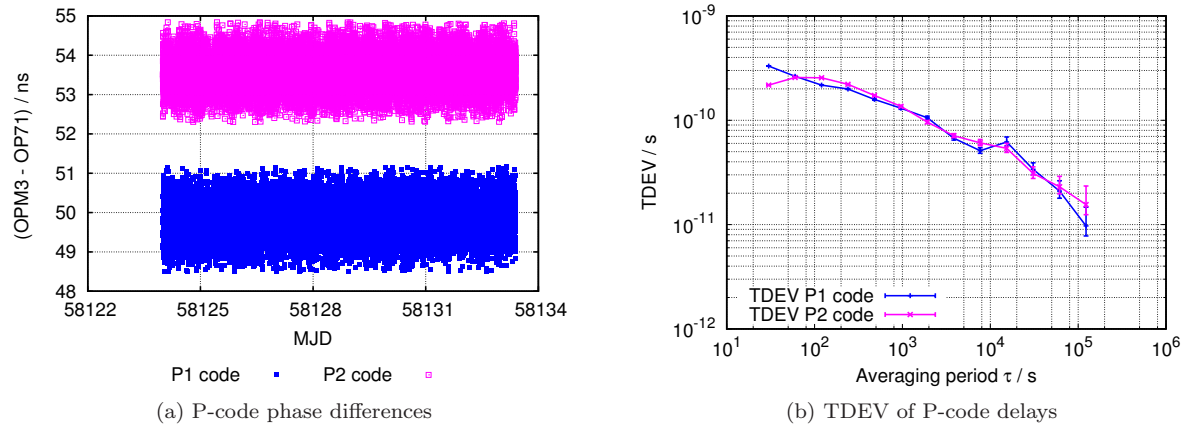


Figure 3: Relative calibration of OPM3 with respect to OP71 from MJD 58124 to 58133 in OP. The P-code phase differences (a) are built from RINEX files, in blue for P1, and in lilac for P2. Related TDEV (b) of P-code delays.

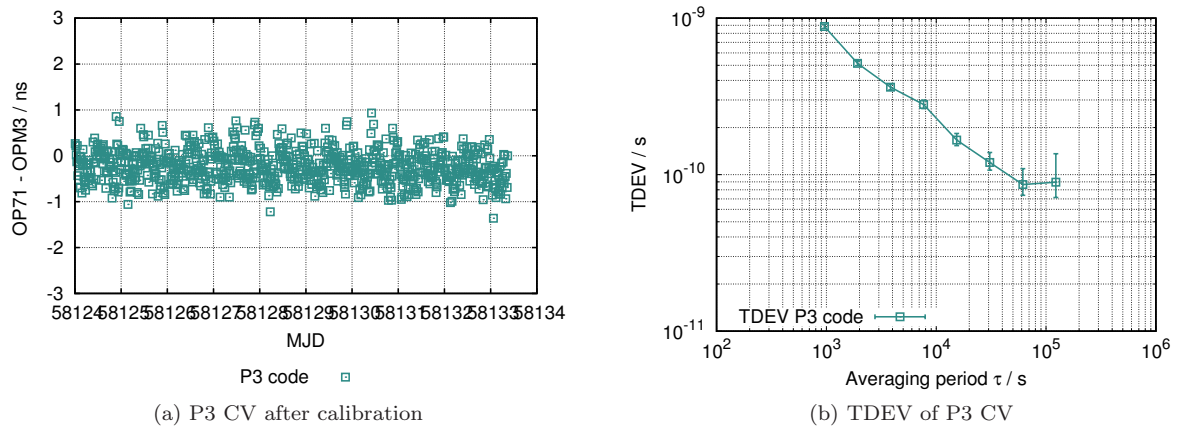


Figure 4: P3 CV time difference (a) of OPM3 with respect to OP71 from MJD 58124 to 58133 in OP. Related TDEV (b) of P3 CV.

2 Measurements in OP end of the campaign

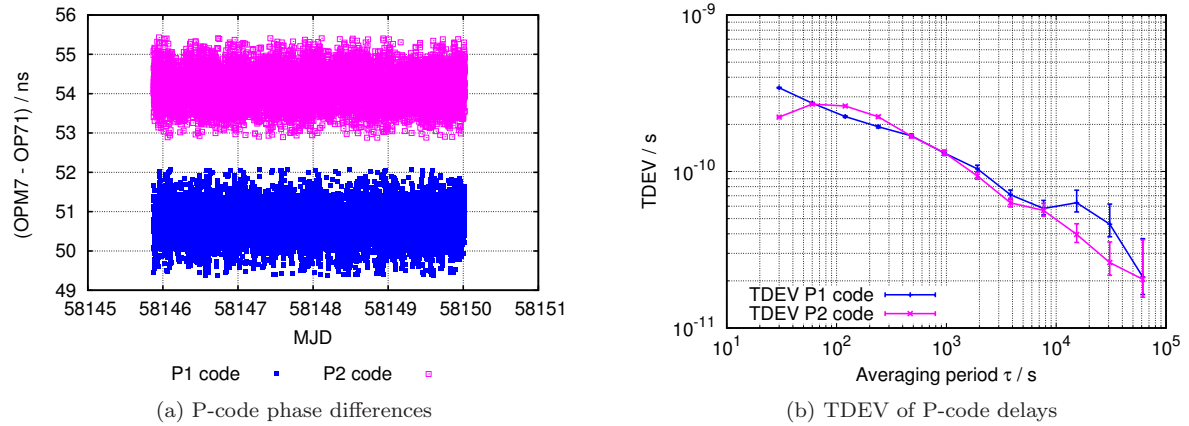


Figure 5: Relative calibration of OPM7 with respect to OP71 from MJD 58145 to 58150 in OP. The P-code phase differences (a) are built from RINEX files, in blue for P1, and in lilac for P2. Related TDEV (b) of P-code delays.

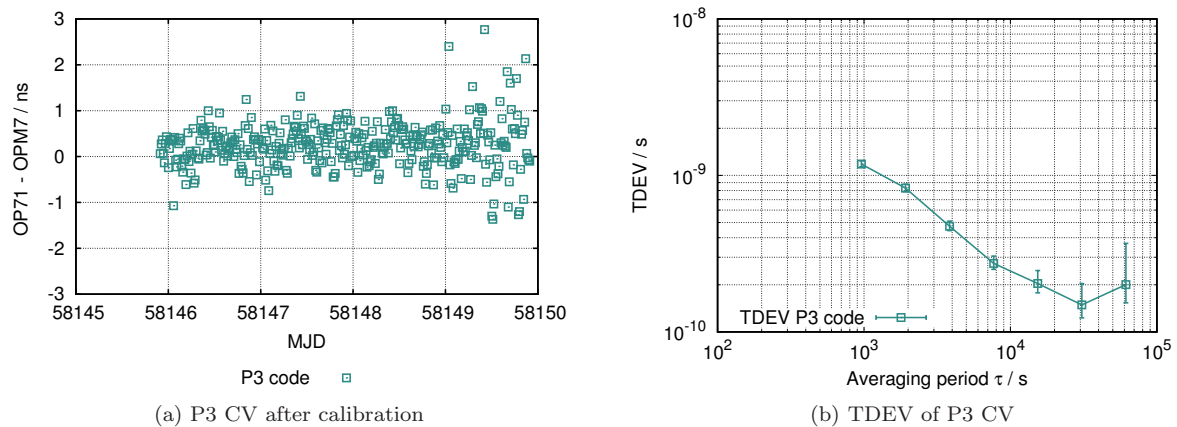


Figure 6: P3 CV time difference (a) of OPM7 with respect to OP71 from MJD 58145 to 58150 in OP. Related TDEV (b) of P3 CV.

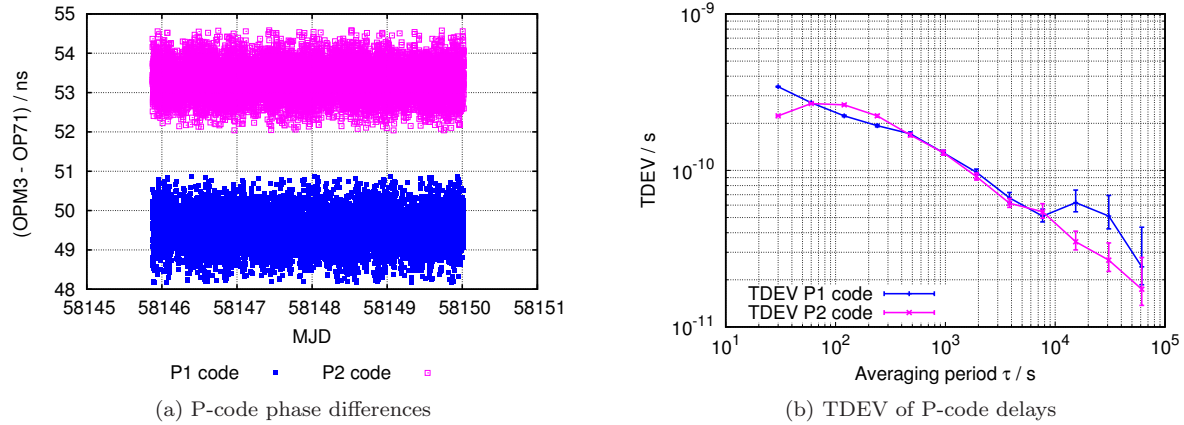


Figure 7: Relative calibration of OPM3 with respect to OP71 from MJD 58145 to 58150 in OP. The P-code phase differences (a) are built from RINEX files, in blue for P1, and in lilac for P2. Related TDEV (b) of P-code delays.

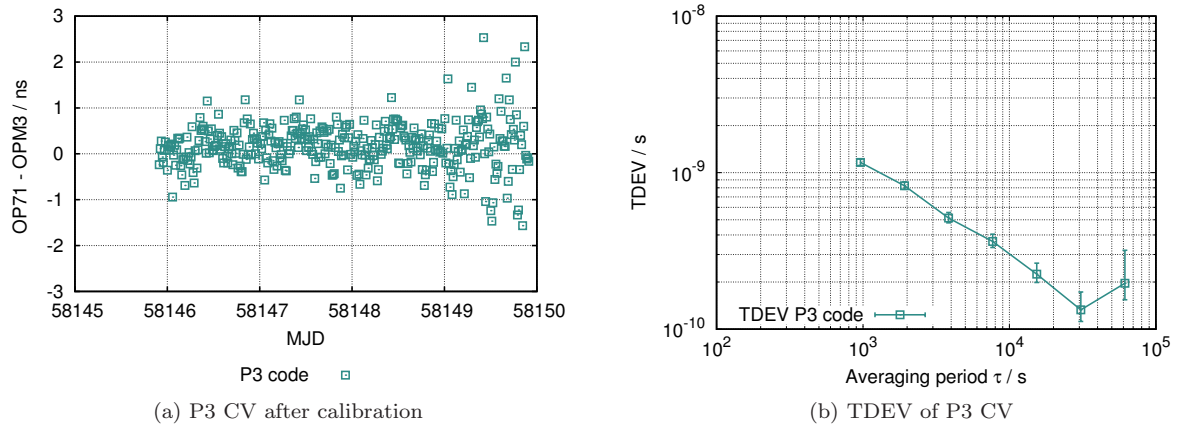


Figure 8: P3 CV time difference (a) of OPM3 with respect to OP71 from MJD 58145 to 58150 in OP. Related TDEV (b) of P3 CV.

3 Measurements in LUX

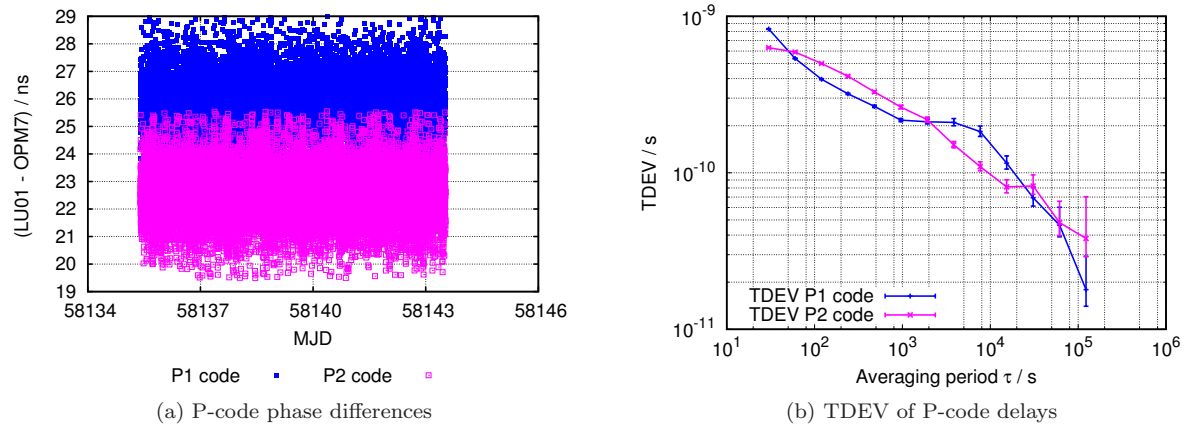


Figure 9: Relative calibration of LU01 with respect to OPM7 from MJD 58135 to 58143 in LUX. The P-code phase differences (a) are built from RINEX files, in blue for P1, and in lilac for P2. Related TDEV (b) of P-code delays.

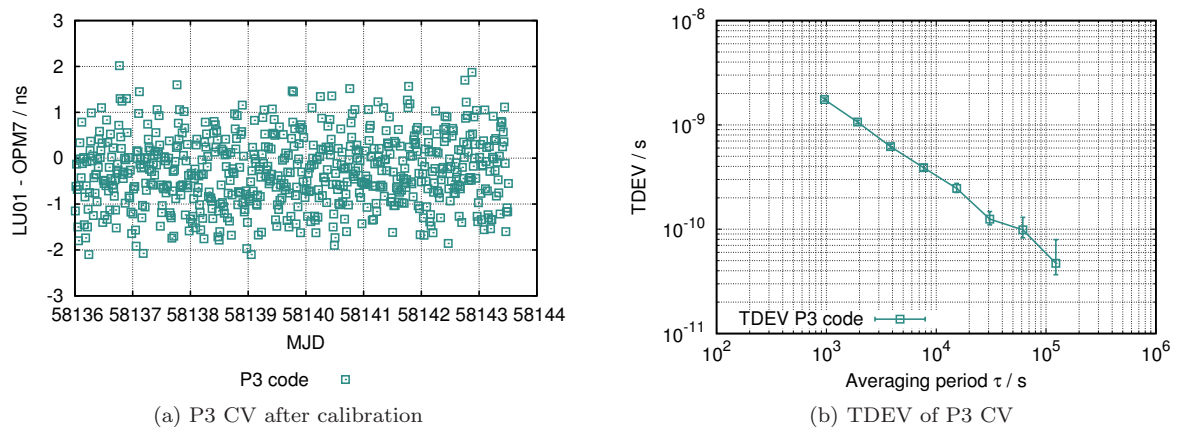


Figure 10: P3 CV time difference (a) of OPM7 with respect to LU01 from MJD 58135 to 58143 in LUX. Related TDEV (b) of P3 CV.

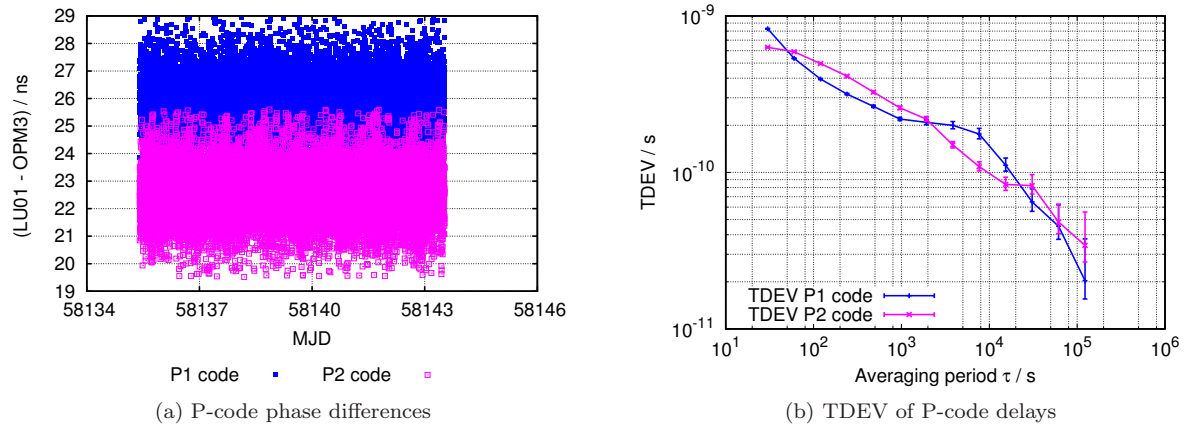


Figure 11: Relative calibration of LU01 with respect to OPM3 from MJD 58135 to 58143 in LUX. The P-code phase differences (a) are built from RINEX files, in blue for P1, and in lilac for P2. Related TDEV (b) of P-code delays.

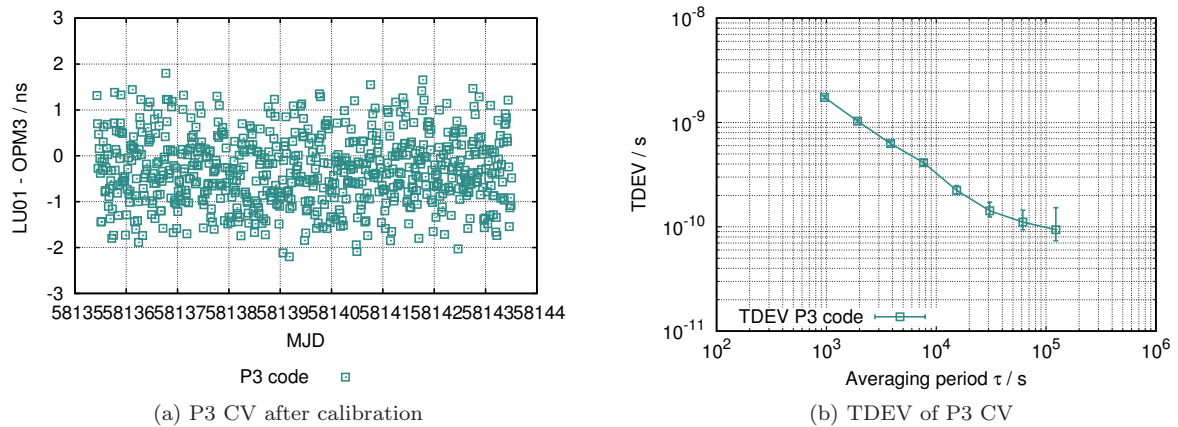


Figure 12: P3 CV time difference (a) of OPM3 with respect to LU01 from MJD 58135 to 58143 in LUX. Related TDEV (b) of P3 CV.